

## SC20

**Cabin Application:** Ship unloaders/loaders, bulkhandlers etc.

**Construction:** 2-3mm carbon steel outer hull, internally reinforced, painted and insulated, internally lined with coated carbon steel sheets.

**Hull material:** Steel S235JR

**Insulation:** 40mm mineral wool

**Paint system:** C3 5 + 2 layer system from Hempel in RAL color of choice

**Lining:** 0,7mm galvanized and coated steel sheet with low light reflection surface, light or dark grey.

**Door type:** 610x1950 clear opening, lockable, mounted with gas cylinder as door stopper and glassed in upper or lower part, placed in the side or rear wall, left or right hinged of choice.

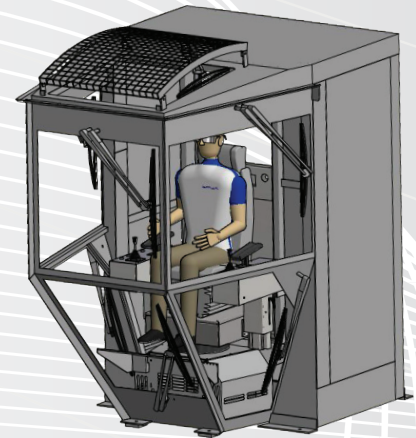
**Glass:** 5 or 6mm toughened safety glass, upper windows green tinted, floor windows clear.

**Standard Equipm.:** Coat hooks, personal compartment, rubber mat on floor

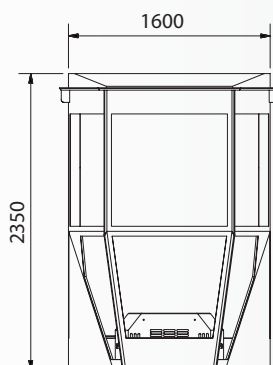
**Elec. supply:** 230VAC, 50Hz

**Documentation:** Drawings, spare part list, user manual for electrical equipment

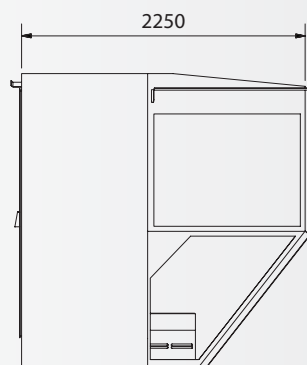
**Dimensions:** see below



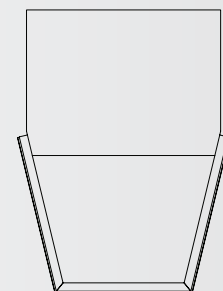
*SC20 is designed to give the operator an almost vertical downward view from the cabin.*



FRONT VIEW



SIDE VIEW



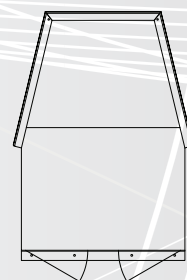
TOP VIEW

**Mechanical options:**

- ☐ Roof cabin suspension bracket    ☐ Bottom cabin suspension bracket  
☐ Anti vibration dampers in cabin suspension  
☐ Rear view mirrors    ☐ Instructor tip-up seat  
☐ Extra window    ☐ Roof    ☐ Side wall    ☐ Rear wall  
☐ Openable floor window    ☐ Thermoglas    ☐ Outward openable upper windows  
☐ Access platform    ☐ Side wall    ☐ Rear wall  
☐ Cabin extension    ☐ Width    ☐ Length  
☐ Sun curtains    ☐ Monitor bracket  
☐ Fire Extinguisher    ☐ 2 kg powder    ☐ CO<sup>2</sup>  
☐ Operator Chair    ☐ Swivel unit for chair

**Door options:**

- Position:**    ☐ Rear left    ☐ Rear right  
**Hinged:**    ☐ Left hinged    ☐ Right hinged

**Paint options:**

- ☐ C4 15+ Hempel paint system in RAL color of choice  
☐ C5M 15+ Hempel paint system in RAL color of choice  
☐ Anti slip painted roof surface

**Interior options:**

- ☐ Cabin Light  
☐ Light switch    ☐ Socket outlet  
☐ Aircon    ☐ Roof mounted    ☐ Window unit    ☐ Split unit  
☐ Heater 1.9 kw  
☐ Electrical compartment 400x185x1800mm  
☐ Other electrical supply:    ☐ 400V    ☐ 120V    ☐ 60Hz    Other: \_\_\_\_\_  
☐ Radio with speakers and antenna  
☐ Wiper 24V    ☐ Washer 24V    ☐ Front    ☐ Left side    ☐ Right side    ☐ Roof

Other:

