

# SC15

**Cabin Application:** EOT Crane, Portal Crane, General Cargo Crane etc.

**Construction:** 3mm carbon steel sheet outer hull, internally reinforced, painted and insulated, internally lined with coated carbon steel sheets.

**Hull material:** Steel S235JR

**Insulation:** 40mm mineral wool

**Paint system:** C3 5 + 2 layer system from Hempel in RAL color of choice

**Lining:** 0,7mm galvanized and coated steel sheet with low light reflection surface, light or dark grey.

**Door type:** 610x1950 clear opening, lockable, mounted with gas cylinder as door stopper and glassed in upper or lower part, placed in the side or rear wall, left or right hinged of choice.

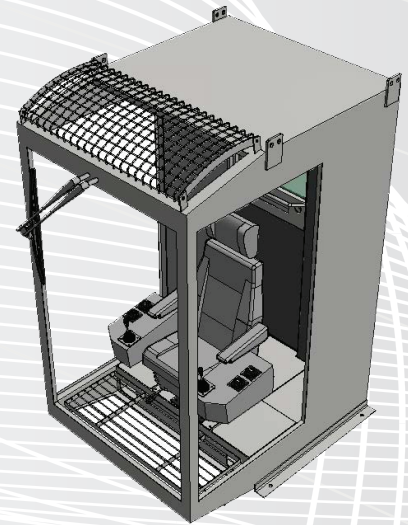
**Glass:** 5 or 6mm toughened safety glass, upper windows green tinted, lower windows clear.

**Standard Equipm.:** Coat hooks, personal compartment, rubber mat on floor

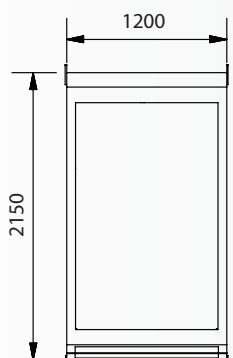
**Elec. supply:** 230VAC, 50Hz

**Documentation:** Drawings, spare part list, user manual for electrical equipment

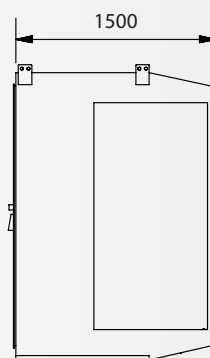
**Dimensions:** see below



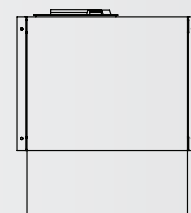
*SC15 is Scancab's smallest standard cabin mainly for use in limited spaces.*



FRONT VIEW



SIDE VIEW



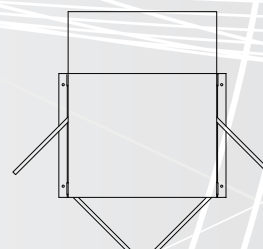
TOP VIEW

## Mechanical options:

- |  |   |
|--|---|
| <input type="checkbox"/> Roof cabin suspension bracket                         | <input type="checkbox"/> Bottom cabin suspension bracket                      |
| <input type="checkbox"/> Anti vibration dampers in cabin suspension            |   |
| <input type="checkbox"/> Rear view mirrors                                     | <input type="checkbox"/> Instructor tip-up seat                               |
| <input type="checkbox"/> Extra window <input type="checkbox"/> Roof            | <input type="checkbox"/> Side wall <input type="checkbox"/> Rear wall         |
| <input type="checkbox"/> Openable floor window                                 | <input type="checkbox"/> Thermoglas   |
| <input type="checkbox"/> Access platform                                       | <input type="checkbox"/> Side wall <input type="checkbox"/> Rear wall         |
| <input type="checkbox"/> Cabin extension                                       | <input type="checkbox"/> Width <input type="checkbox"/> Length                |
| <input type="checkbox"/> Sun curtains <input type="checkbox"/> Monitor bracket |   |
| <input type="checkbox"/> Fire Extinguisher                                     | <input type="checkbox"/> 2 kg powder <input type="checkbox"/> CO <sup>2</sup> |
| <input type="checkbox"/> Operator Chair  | <input type="checkbox"/> Swivel unit for chair                                |

## Door options:

- Position:** ☐ Left side ☐ Right side
- ☐ Rear left ☐ Rear right
- Hinged:** ☐ Left hinged ☐ Right hinged



## Paint options:

- ☐ C4 15+ Hempel paint system in RAL color of choice
- ☐ C5M 15+ Hempel paint system in RAL color of choice
- ☐ Anti slip painted roof surface

## Interior options:

- ☐ Cabin Light
- ☐ Light switch ☐ Socket outlet
- ☐ Aircon ☐ Roof mounted ☐ Window unit ☐ Split unit
- ☐ Heater 1.9 kw
- ☐ Electrical compartment 400x185x1800mm
- ☐ Other electrical supply: ☐ 400V ☐ 120V ☐ 60Hz Other: \_\_\_\_\_
- ☐ Radio with speakers and antenna
- ☐ Wiper 24V ☐ Washer 24V ☐ Front ☐ Left side ☐ Right side ☐ Roof

Other:

